2025 Q2 Capital Variance Report

Executive Summary

This report summarizes the total capital spent at the end of the second quarter of 2025 which is January 1, 2025 through to June 30, 2025. The Town has a capital budget of $61.7 million which consists of prior year carry forwards and the new 2025 capital budget. Currently, the Town has spent 53% of its total capital budget. There is also a status update provided on all projects greater than $330,000.

REPORT

Background

In prior years, Town administration was providing Council with a quarterly capital variance report for every one of its projects in a table format. Based on stakeholder feedback, administration streamlined the process and the report. In addition, all capital projects with a budget greater than $330,000 will be highlighted to give Council a status update on their progress.

Overview

The capital budget in this report reflects all approved capital projects as of the end of June 30, 2025. This will also include any post budget approvals that were presented to Council in Q2. All expenditures are presented on a cash basis, meaning that the actual spend reflects the time period at which the Town receives and pays for the invoice. The following table gives an overview of the total approved capital budget by department and the spent to date:

Table 1 – Department Capital Overview

Department	Total Budget	Total Actuals Spent to-date	Unspent Budget Amount ($)	Budget Spent (%)
Office of the CAO	16,245,448	15,260,131	985,317	94%
Corporate Services	7,769,897	1,938,939	5,830,958	25%
Community Services	5,129,271	2,025,025	3,104,247	39%
Development Services	384,458	168,330	216,128	44%
Infrastructure Services	20,532,270	9,907,185	10,625,085	48%
Environmental Services	11,630,477	3,456,413	8,174,064	30%
Total	**61,691,821**	**32,756,022**	**28,935,799**	**53%**

Post Budget Approvals

In the first half of 2025, Council approved $241,382 in post budget reports. The breakdown is in the table below:

Table 2 – Post Budget Approvals

Project	Post Budget	Funding Source	Resolution	Date of Resolution
Nuclear Emergency Preparedness Supplies	50,000	Ontario Nuclear Emergency Management Program Grant	R25-02-029	February 3rd, 2025
Fire PPE Cancer Prevention Measures	24,691	Fire Protection Grant	R25-03-090	March 3rd, 2025
Fire Station 1 Parking Lot Repairs	17,197	AMP Reserve	R25-04-146	April 7th, 2025
Tree Nursery	45,235	Green Fund Reserve & Enbridge Gas Grant	R25-04-154	April 7th, 2025
Fence Replacement at Erie Cemetery	4,384	AMP Reserve	R25-04-185	April 22nd, 2025
Electrical Vehicle Charger	99,875	Aviva Canada and Earth Day Canada Grant	R25-04-175	April 22nd, 2025
Total	**241,382**			

Large Scale Capital Projects

All projects with a budget greater than $330,000 are listed in the table below. These 36 projects account for 87% of the Town's capital budget. Table 3 shows the total project budget as well as the remaining budget and the percentage of the budget completed. Town administration provided an update on the status of each of these projects. In addition, there is also a map legend next to each of the projects, these numbers correspond to the numbers on the attached maps in the appendices.

Table 3 – Large Scale Capital Projects

Project Number	Project Name	Total Project Budget	Unspent Budget Amount ($)	Budget Spent (%)	Status	Map Number
GG-20-0008	Harrow Streetscaping	5,469,809	52,406	99%	Project is ongoing, deficient or outstanding work only.	1
GG-21-0001	Essex Streetscaping	10,396,272	587,470	94%	Project is ongoing, deficient or outstanding work only.	2

Project Number	Project Name	Total Project Budget	Unspent Budget Amount ($)	Budget Spent (%)	Status	Map Number
GG-23-0009	Town Water & Wastewater Transition	554,950	368,703	34%	The overall project will be significantly under budget. The remaining software updates to be completed fall 2025	3
GG-24-0001	Town Hall Expansion and Consolidation	6,731,075	5,210,670	23%	Work is ongoing and will continue into 2026	4
FD-23-0007	Radio System Upgrade	500,000	500,000	0%	Delivery has been delayed and is expected now in August	5
CS-22-0054	Roof Top at ERC	811,190	216,326	73%	Project is complete	6
CS-24-0012	Co-An Park Playground	400,000	400,000	0%	Playground opened in July. Project is complete, waiting on invoices	7
CS-22-0049	Harrow Arena Parking Lot Asphalt and Catch Basins	770,000	93,963	88%	Project is complete	8
PW-23-0006/ SS-23-0001	Replacement of 15-ton Dump/Plow (unit 541)	424,307	196,777	54%	Project is complete, waiting on invoices	9
PW-25-0001	15 Ton Snow plow (Unit #535)	445,000	445,000	0%	Project has been tendered and order has been placed, waiting on delivery	10
PW-19-0036	LED Conversion of Streetlights	680,000	(29,804)	104%	Project is complete and a report will be coming to Council for the overage August 11th	11
PW-22-0028	CWATS Trail	2,268,444	1,070,026	53%	The work on the paved shoulders are complete and the remaining items are the benches and signs	12
PW-24-0001	Irwin Avenue Road Reconstruction	3,938,364	1,054,645	73%	Majority of the construction is complete, minor work to be completed in the Summer/Fall 2025	13

Project Number	Project Name	Total Project Budget	Unspent Budget Amount ($)	Budget Spent (%)	Status	Map Number
PW-24-0010	Hot Mix Asphalt Resurfacing Program	1,270,000	35,783	97%	The work on the project is complete, invoice timing from the County	14
PW-24-0011	Ridge Road Rehabilitation	952,257	389,420	59%	Project is complete, waiting on invoices	15
PW-24-0013	Maidstone Avenue/South Talbot Intersection Improvement - Engineering Design	334,268	300,000	10%	Design underway	16
PW-25-0010	Hot Mix Asphalt Resurfacing Program	1,650,000	1,649,407	0%	Construction in progress	17
PW-25-0011	Iler Road Rehabilitation	650,000	418,609	36%	Construction in progress	18
PW-25-0012	Huffman Road Rehabilitation	750,000	340,100	55%	Project is complete, waiting on invoices	19
PW-25-0013	Road Resurfacing Program	500,000	372,351	26%	Project is complete, waiting on invoices	20
PW-23-0019	5th Concession / McCormick Sideroad 200403	486,943	190,312	61%	Project is complete, waiting on invoices	21
PW-24-0015	Storm Sewer Rehabilitation Program	450,000	207,322	54%	Design underway	22
PW-24-0016	Servicing Masterplan	350,000	350,000	0%	Waiting on Official Plan	23
PW-24-0018	Richmond Drain - Phase 3	1,795,875	983,214	45%	Project is complete, waiting on invoices	24
PW-25-0015	5th Concession Road 203402	1,500,000	1,373,204	8%	Construction in progress	25
WW-23-0005	OCWA Capital Recommendations	331,000	13,845	96%	Project is complete, waiting on invoices	26
WW-24-0004	OCWA Capital Recommendations	456,000	54,811	88%	Project is complete, waiting on invoices	27
WW-24-0005	Engineering Design for Various Watermains	345,000	262,528	24%	Design underway	28
WW-25-0001	Inspiration Industrial Park Servicing	934,671	934,671	0%	Waiting on developer	29

Project Number	Project Name	Total Project Budget	Unspent Budget Amount ($)	Budget Spent (%)	Status	Map Number
WW-25-0002	Watermain Replacement	600,000	586,423	2%	Tender closed, report to Council forthcoming	30
WW-25-0008	OWCA Capital Recommendations	660,000	660,000	0%	Work underway	31
SS-23-0008	OCWA Capital Recommendations - Ward 1	432,000	77,763	82%	Project is complete, waiting on invoices	32
SS-24-0008	OCWA Capital Recommendations - Ward 1	730,750	116,024	84%	Project is complete, waiting on invoices	33
SS-24-0011	Colchester Water Pollution Control Plant Expansion	2,453,434	1,255,926	49%	Design underway	34
SS-25-0001	Inspiration Industrial Park Servicing	1,735,817	1,735,817	0%	Waiting on developer	35
SS-25-0011	OWCA Capital Recommendations - Ward 1	747,000	734,093	2%	Work underway	36
Total - Large Scale Capital Projects (>$330k)		**53,504,426**	**23,207,806**	**57%**		

Financial Impact

The total budget of $61.7 million has been previously approved by Council during the 2025 budget deliberations on December 9, 2024, or through the post budget approvals. This report is for information purposes only to show the Town's progress on their capital projects.

TOWN OF ESSEX
Q2 Capital Report

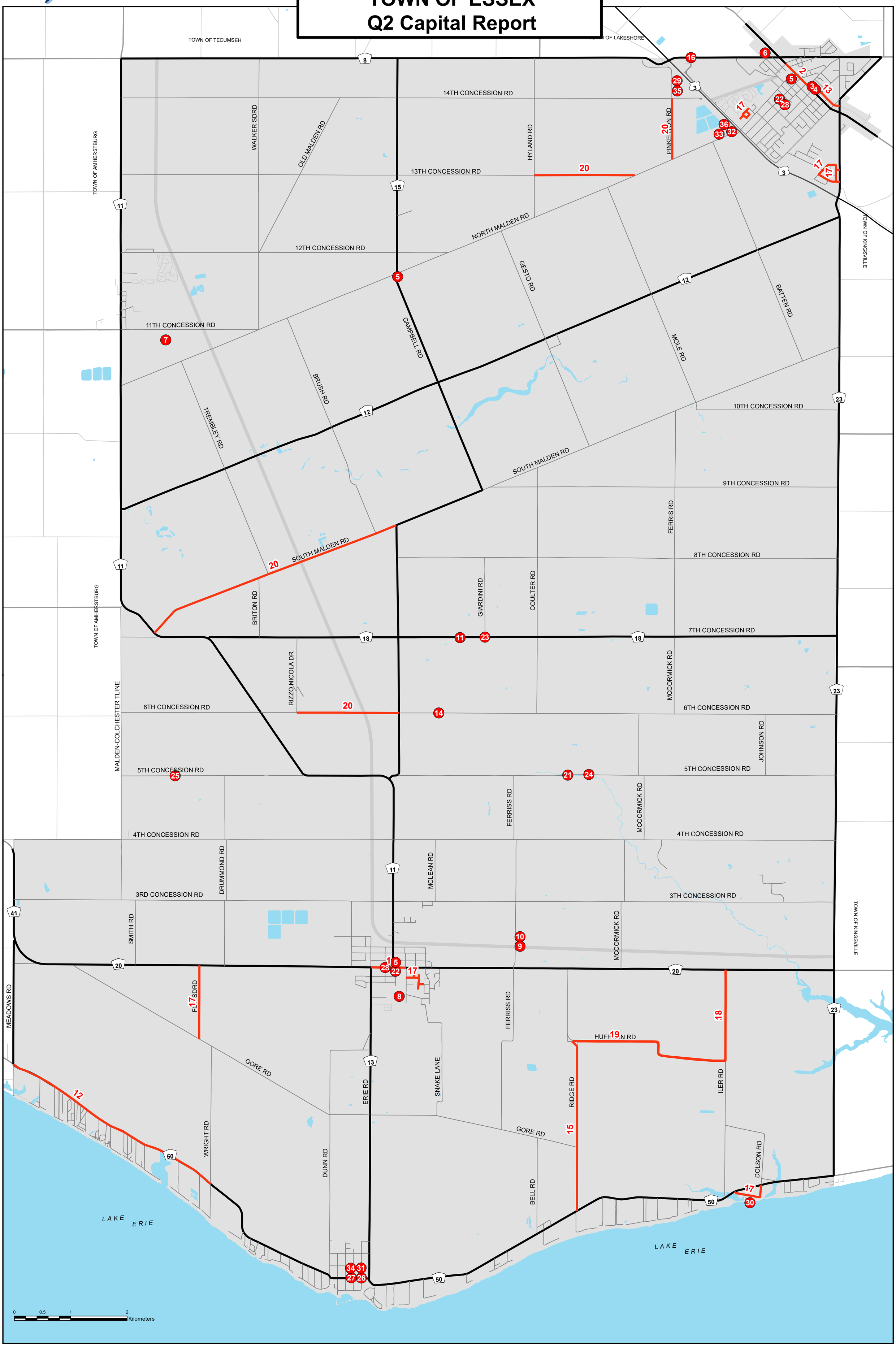

TOWN OF ESSEX
Q2 Capital Report - Essex

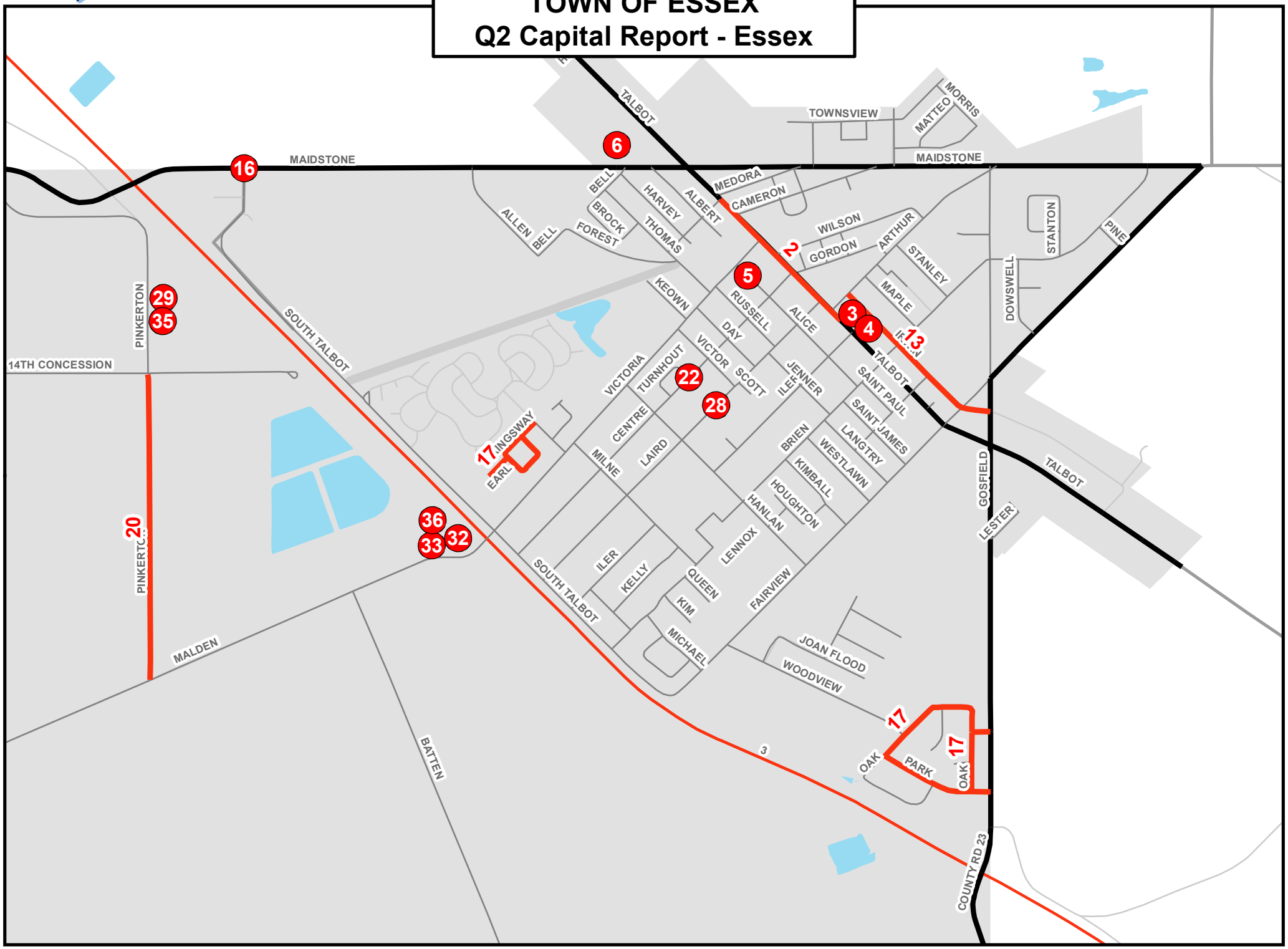

TOWN OF ESSEX
Q2 Capital Report - Colchester

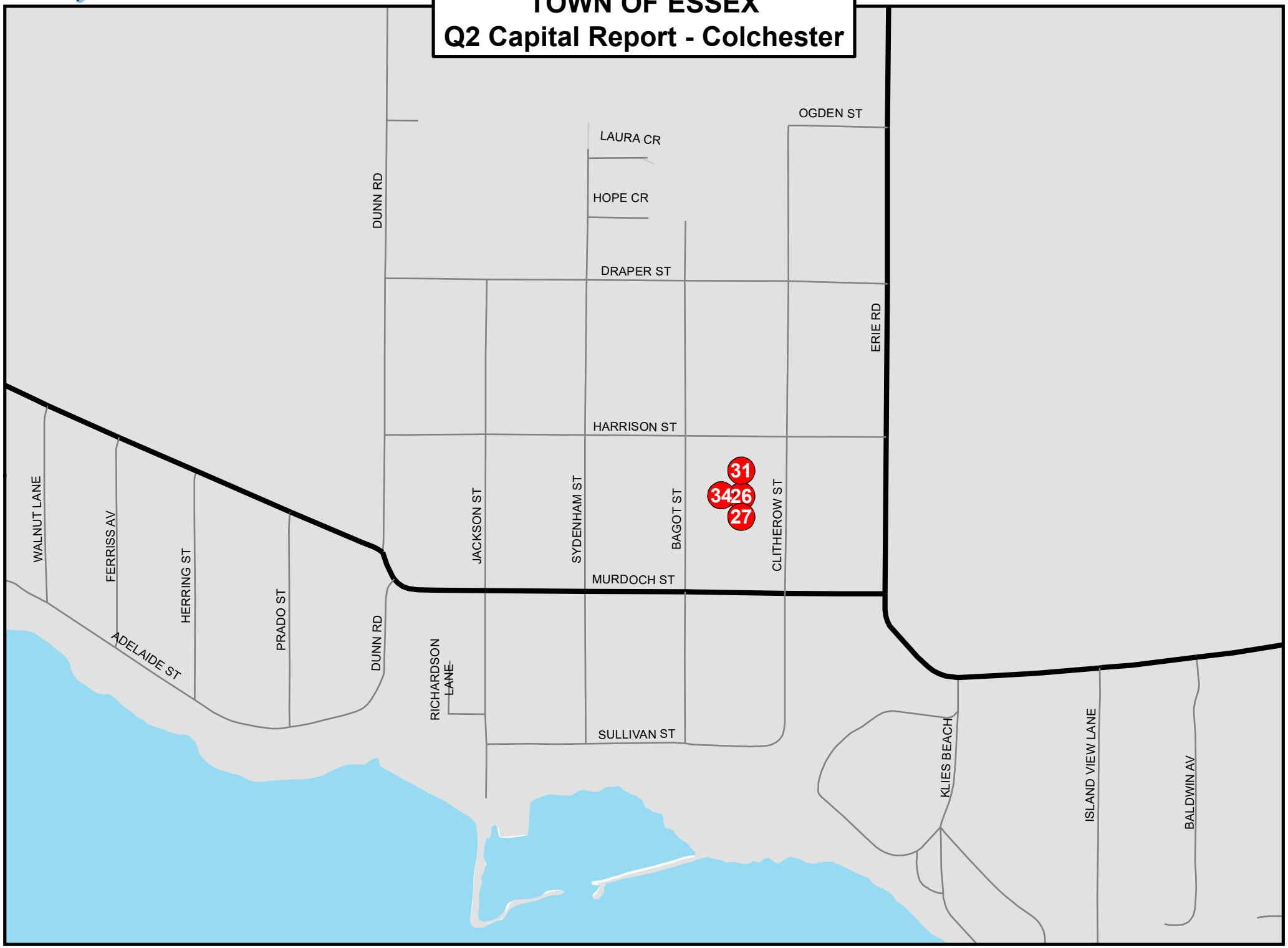
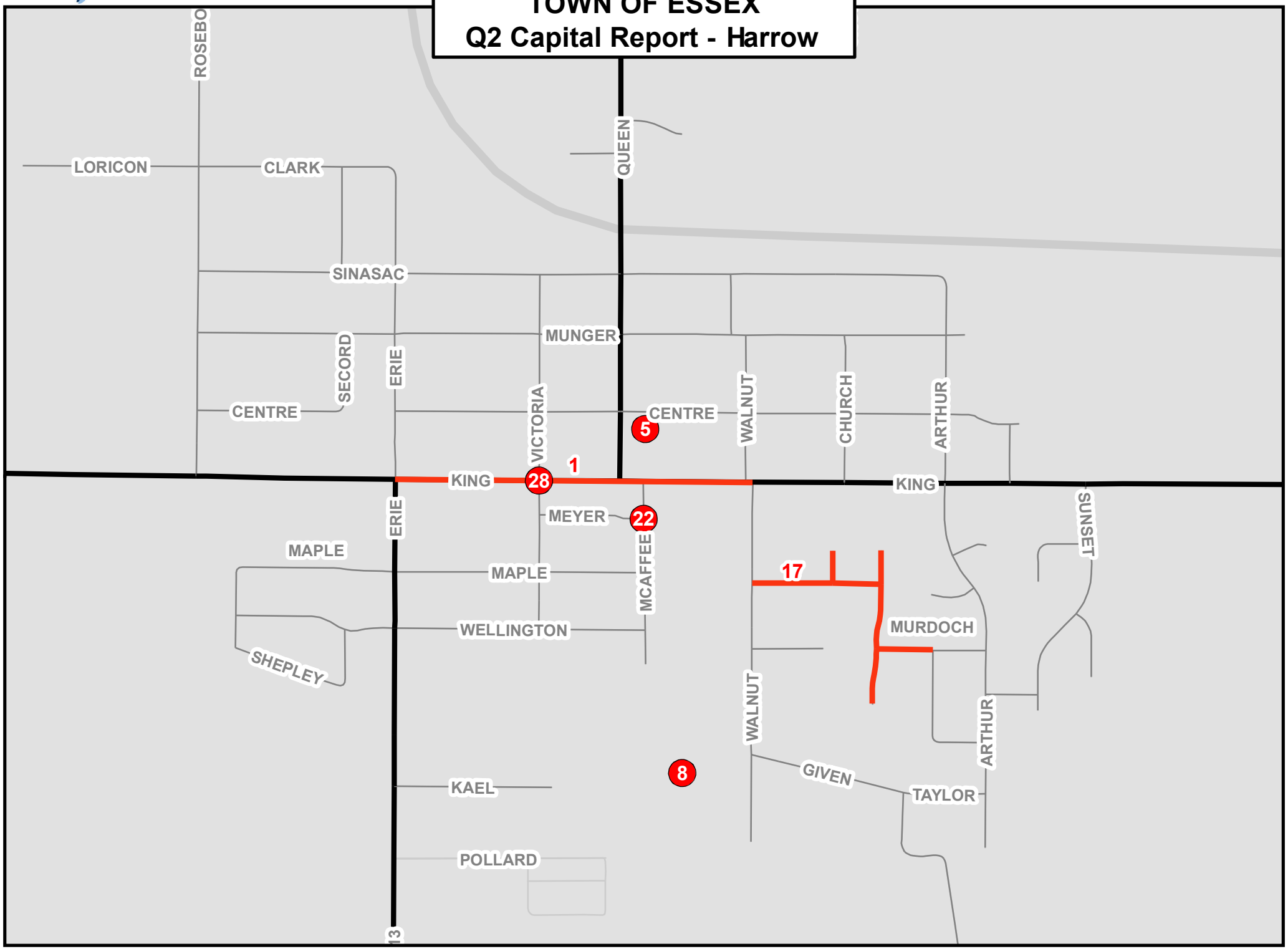
TOWN OF ESSEX
Q2 Capital Report - Harrow