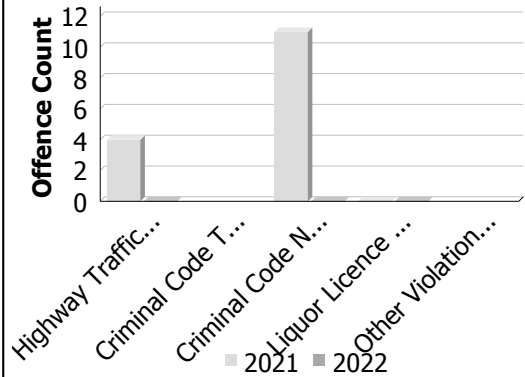


**Police Services Board Report for Essex**  
**Integrated Court Offence Network**  
**December - 2022**

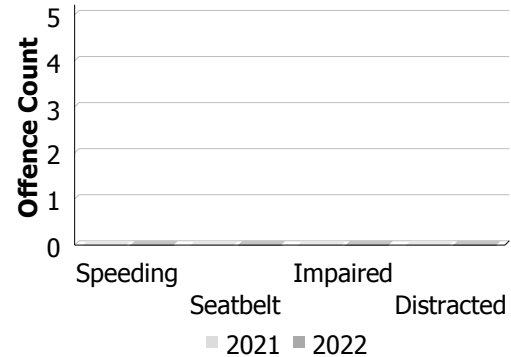
**Criminal Code and Provincial Statute Charges Laid**

Offence Count	December			Year to Date - December		
	2021	2022	% Change	2021	2022	% Change
Highway Traffic Act	4	0	-100.0%	20	8	-60.0%
Criminal Code Traffic	--	--	--	--	--	--
CCC Non-Traffic	--	--	--	--	--	--
Liquor Licence Act	0	0	--	1	0	-100.0%
Other Violations	--	--	--	--	--	--



**Traffic Related Charges**

Offence Count	December			Year to Date - December		
	2021	2022	% Change	2021	2022	% Change
Speeding	0	0	--	7	0	-100.0%
Seatbelt	0	0	--	0	0	--
Impaired	0	0	--	0	0	--
Distracted	0	0	--	0	0	--



Integrated Court Offence Network data is updated on a monthly basis: Data could be as much as a month and a half behind.

**Data Utilized**

- Ministry of Attorney General, Integrated Court Offence Network
- Integrated Court Offence Network Charge Business Intelligence Cube

**Detachment:** 6E - ESSEX COUNTY

**Location code(s):** 6E60 - ESSEX

**Data source date:**  
Feb 13, 2023 11:27:53 AM

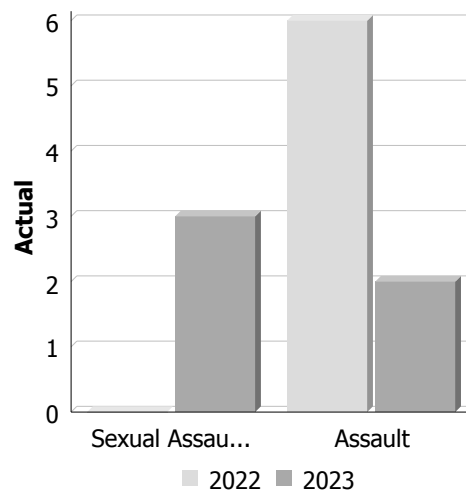
**Report Generated by:**  
Pharand, Lise

**Report Generated on:**  
Mar 8, 2023 10:12:31 AM  
PP-CSC-Operational Planning-4300

**Police Services Board Report for Essex**  
**Records Management System**  
**February - 2023**

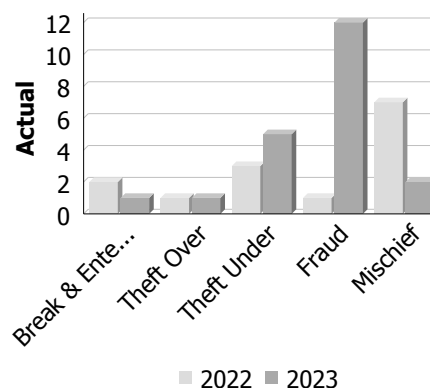
**Violent Crime**

Actual	February			Year to Date - February		
	2022	2023	% Change	2022	2023	% Change
Murder	0	0	--	0	0	--
Other Offences Causing Death	0	0	--	0	0	--
Attempted Murder	0	0	--	0	0	--
Sexual Assault	0	3	--	0	4	--
Assault	6	2	-66.7%	11	4	-63.6%
Abduction	0	0	--	0	0	--
Robbery	0	0	--	0	0	--
Other Crimes Against a Person	0	0	--	1	4	300.0%
<b>Total</b>	<b>6</b>	<b>5</b>	<b>-16.7%</b>	<b>12</b>	<b>12</b>	<b>0.0%</b>



**Property Crime**

Actual	February			Year to Date - February		
	2022	2023	% Change	2022	2023	% Change
Arson	0	0	--	0	0	--
Break & Enter	2	1	-50.0%	3	2	-33.3%
Theft Over	1	1	0.0%	1	3	200.0%
Theft Under	3	5	66.7%	6	11	83.3%
Have Stolen Goods	0	0	--	0	0	--
Fraud	1	12	1,100.0%	6	17	183.3%
Mischief	7	2	-71.4%	10	4	-60.0%
<b>Total</b>	<b>14</b>	<b>21</b>	<b>50.0%</b>	<b>26</b>	<b>37</b>	<b>42.3%</b>



**Drug Crime**

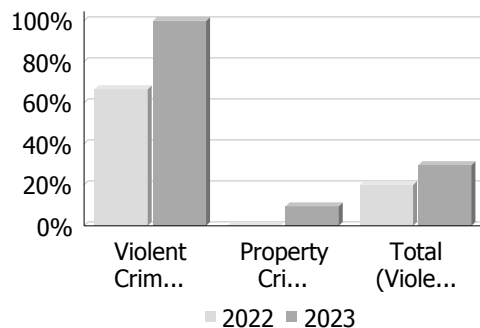
Actual	February			Year to Date - February		
	2022	2023	% Change	2022	2023	% Change
Possession	0	0	--	0	0	--
Trafficking	0	0	--	0	0	--
Importation and Production	0	0	--	0	0	--
<b>Total</b>	<b>0</b>	<b>0</b>	<b>--</b>	<b>0</b>	<b>0</b>	<b>--</b>



**Police Services Board Report for Essex**  
**Records Management System**  
**February - 2023**

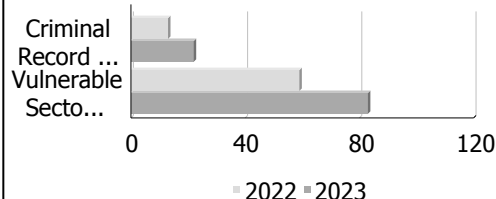
**Clearance Rate**

Clearance Rate	February			Year to Date - February		
	2022	2023	Difference	2022	2023	Difference
Violent Crime	66.7%	100.0%	33.3%	66.7%	91.7%	25.0%
Property Crime	0.0%	9.5%	9.5%	19.2%	8.1%	-11.1%
Drug Crime	--	--	--	--	--	--
<b>Total (Violent, Property &amp; Drug)</b>	<b>20.0%</b>	<b>29.6%</b>	<b>9.6%</b>	<b>34.2%</b>	<b>31.4%</b>	<b>-2.8%</b>



**Criminal Record and Vulnerable Sector Screening Checks**

Actual	February			Year to Date - February		
	2022	2023	% Change	2022	2023	% Change
Criminal Record Checks	13	22	69.2%	22	49	122.7%
Vulnerable Sector Screening Checks	59	83	40.7%	109	161	47.7%



Data contained within this report is dynamic in nature and numbers will change over time as the Ontario Provincial Police continue to investigate and solve crime.

**Data Utilized**

- Major Crimes
- Niche RMS All Offence Level Business Intelligence Cube

**Detachment:** 6E - ESSEX COUNTY  
**Location code(s):** 6E60 - ESSEX  
**Data source date:**  
 2023/03/04

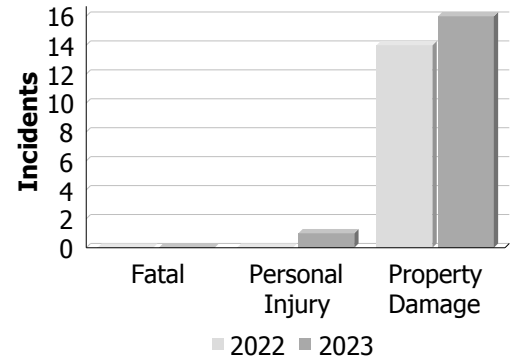
**Report Generated by:**  
 Pharand, Lise

**Report Generated on:**  
 Mar 8, 2023 10:08:07 AM  
 PP-CSC-Operational Planning-4300

**Police Services Board Report for Essex**  
**Collision Reporting System**  
**February - 2023**

**Motor Vehicle Collisions by Type**

Incidents	February			Year to Date - February		
	2022	2023	% Change	2022	2023	% Change
Fatal	0	0	--	0	0	--
Personal Injury	0	1	--	1	3	200.0%
Property Damage	14	16	14.3%	27	34	25.9%
<b>Total</b>	<b>14</b>	<b>17</b>	<b>21.4%</b>	<b>28</b>	<b>37</b>	<b>32.1%</b>



**Fatalities in Detachment Area**

Incidents		February			Year to Date - February		
		2022	2023	% Change	2022	2023	% Change
Motor Vehicle Collision	Fatal Incidents	0	0	--	0	0	--
	Alcohol Related	0	0	--	0	0	--
Off-Road Vehicle	Fatal Incidents	0	0	--	0	0	--
	Alcohol Related	0	0	--	0	0	--
Motorized Snow Vehicle	Fatal Incidents	0	0	--	0	0	--
	Alcohol Related	0	0	--	0	0	--

Persons Killed		February			Year to Date - February		
		2022	2023	% Change	2022	2023	% Change
Motor Vehicle Collision		0	0	--	0	0	--
Off-Road Vehicle		0	0	--	0	0	--
Motorized Snow Vehicle		0	0	--	0	0	--

**Data Utilized**

- SQL online application reporting system – OPP CRS 2.3.09
- Collision Reporting System Business Intelligence Cube

**Detachment:** 6E - ESSEX  
**Location code(s):** 6E60-ESSEX  
**Data source date:**  
2023/03/07

**Report Generated by:**  
Pharand, Lise

**Report Generated on:**  
Mar 8, 2023 10:04:01 AM  
PP-CSC-Operational Planning-4300

**Police Services Board Report for Essex**  
**2023/Feb**

<b>Public Complaints</b>	
Policy	0
Service	0
Conduct	0

**Date information collected from Professional Standards Bureau Commander Reports:** 2023-03-08

**Data Source**

Ontario Provincial Police, Professional Standards Bureau Commander Reports

- Includes all public policy, service and conduct complaints submitted to the Office of the Independent Police Review Director (OIPRD)

<b>Secondary Employment</b>
P/C Joe Meloche - Volunteer Fire Fighter with Essex Fire Services // P/C Neal Huber - operates family farm

<b>Daily Activity Reporting Patrol Hours</b>	
<b>Total Hours</b>	<b>2023/Feb</b>
Number of Cruiser Patrol Hours	549.25
Number of Motorcycle Patrol Hours	0.00
Number of Marine Patrol Hours	0.00
Number of ATV Patrol Hours	0.00
Number of Snowmobile Patrol Hours	0.00
Number of Bicycle Patrol Hours	0.00
Number of Foot Patrol Hours	75.25
Number of School Patrol Hours	8.00

**Data source (Daily Activity Reporting System) date:** 2023/03/03

**Detachment:** 6E - ESSEX COUNTY

**Location code(s):** 6E60 - ESSEX

**Report Generated by:**  
Pharand, Lise

**Report Generated on:**  
Mar 8, 2023 9:55:30 AM  
PP-CSC-Operational Planning-4300

Ontario Provincial Police  
Essex County Detachment

1219 Hicks Rd.  
P.O. Box 910  
Essex, Ontario  
N8M 2Y2

Tel: (519) 723-2493 Fax: (519) 723-2133



Police provincial de l'Ontario  
Détachement du Comté d'Essex

1219 rue Hicks  
C.P. 910  
Essex, Ontario  
N8M 2Y2

Tel: (519) 723-2493 Télécopieur: (519) 723-2133

File Reference/

March 8, 2023

Essex PSB information for the month of February:

Suspensions: 1

Charges: 139

Police Record Checks: 21

Vulnerable Sector Record Checks: 75

Jennifer Wilson, Staff Sergeant  
Detachment Manager  
Essex County O.P.P.



## Calls For Service (CFS) Billing Summary Report

### Town of Essex February - 2023

Billing Categories (Billing categories below do not match traditional crime groupings)		2023				2022			
		February	Year to Date	Time Standard	Year To Date Weighted Hours	February	Year to Date	Time Standard	Year To Date Weighted Hours
Violent Criminal Code	Sexual Assault	3	4	15.8	63.2	0	0		0.0
	Assault With Weapon or Causing Bodily Harm-Level 2	0	0		0.0	2	4	15.8	63.2
	Assault-Level 1	3	5	15.8	79.0	3	6	15.8	94.8
	Discharge Firearm with Intent	0	0		0.0	1	1	15.8	15.8
	Criminal Negligence: Bodily Harm	0	0		0.0	1	1	15.8	15.8
	Criminal Harassment	0	3	15.8	47.4	0	0		0.0
	Utter Threats to Person	0	2	15.8	31.6	0	1	15.8	15.8
	<b>Total</b>	<b>6</b>	<b>14</b>	<b>15.8</b>	<b>221.2</b>	<b>7</b>	<b>13</b>	<b>15.8</b>	<b>205.4</b>
Property Crime Violations	Break & Enter	2	3	6.4	19.2	2	2	6.4	12.8
	Break & Enter - Firearms	0	0		0.0	0	1	6.4	6.4
	Theft Over - Other Theft	1	1	6.4	6.4	0	0		0.0
	Theft of Motor Vehicle	0	2	6.4	12.8	1	1	6.4	6.4
	Theft of - Automobile	1	1	6.4	6.4	0	0		0.0
	Theft Under -master code	0	0		0.0	0	2	6.4	12.8
	Theft under - Farm Equipment	1	1	6.4	6.4	0	0		0.0
	Theft under - Bicycles	0	1	6.4	6.4	0	0		0.0
	Theft under - Other Theft	3	6	6.4	38.4	0	0		0.0
	Theft FROM Motor Vehicle Under \$5,000	0	1	6.4	6.4	0	1	6.4	6.4
	Theft Under \$5,000 [SHOPLIFTING]	1	2	6.4	12.8	2	2	6.4	12.8
	Fraud -Master code	0	1	6.4	6.4	0	0		0.0
	Fraud - False Pretence <= \$5,000	3	3	6.4	19.2	0	0		0.0
	Fraud - Forgery & Uttering	0	0		0.0	0	2	6.4	12.8
	Fraud - Fraud through mails	0	0		0.0	0	1	6.4	6.4
	Fraud -Money/property/ security > \$5,000	2	3	6.4	19.2	0	0		0.0
	Fraud -Money/property/ security <= \$5,000	5	6	6.4	38.4	1	3	6.4	19.2
	Fraud - Other	1	2	6.4	12.8	1	1	6.4	6.4
	Personation with Intent (fraud)	2	3	6.4	19.2	0	0		0.0
	Identity Fraud	0	0		0.0	0	1	6.4	6.4
	Mischief - master code	2	5	6.4	32.0	7	9	6.4	57.6



## Calls For Service (CFS) Billing Summary Report

### Town of Essex February - 2023

Billing Categories (Billing categories below do not match traditional crime groupings)		2023				2022			
		February	Year to Date	Time Standard	Year To Date Weighted Hours	February	Year to Date	Time Standard	Year To Date Weighted Hours
Property Crime Violations	Mischief with Data	0	0		0.0	1	1	6.4	6.4
	Interfere with lawful use, enjoyment of property	0	0		0.0	0	1	6.4	6.4
	Property Damage	2	2	6.4	12.8	1	3	6.4	19.2
	<b>Total</b>	<b>26</b>	<b>43</b>	<b>6.4</b>	<b>275.2</b>	<b>16</b>	<b>31</b>	<b>6.4</b>	<b>198.4</b>
Other Criminal Code Violations (Excluding traffic)	Possess Firearm while prohibited	0	1	7.5	7.5	0	0		0.0
	Bail Violations - Fail To Comply	1	2	7.5	15.0	0	2	7.5	15.0
	Bail Violations - Others	0	0		0.0	1	1	7.5	7.5
	Sureties to keep the peace -Sec 810(1)	0	1	7.5	7.5	0	0		0.0
	Indecent acts -Other	0	1	7.5	7.5	0	0		0.0
	<b>Total</b>	<b>1</b>	<b>5</b>	<b>7.5</b>	<b>37.5</b>	<b>1</b>	<b>3</b>	<b>7.5</b>	<b>22.5</b>
Drug Possession	Drug related occurrence	0	1	7.1	7.1	2	3	7.1	21.3
	<b>Total</b>	<b>0</b>	<b>1</b>	<b>7.1</b>	<b>7.1</b>	<b>2</b>	<b>3</b>	<b>7.1</b>	<b>21.3</b>
Statutes & Acts	Landlord/Tenant	1	3	3.4	10.2	2	6	3.4	20.4
	Mental Health Act	4	7	3.4	23.8	4	12	3.4	40.8
	Mental Health Act - No contact with Police	1	2	3.4	6.8	2	4	3.4	13.6
	Mental Health Act - Threat of Suicide	3	5	3.4	17.0	0	3	3.4	10.2
	Mental Health Act - Voluntary Transport	0	0		0.0	0	1	3.4	3.4
	Mental Health Act - Apprehension	1	2	3.4	6.8	3	3	3.4	10.2
	Trespass To Property Act	2	4	3.4	13.6	6	12	3.4	40.8
	<b>Total</b>	<b>12</b>	<b>23</b>	<b>3.4</b>	<b>78.2</b>	<b>17</b>	<b>41</b>	<b>3.4</b>	<b>139.4</b>
Operational	Animal Stray	2	2	3.8	7.6	0	1	3.8	3.8
	Animal Injured	3	3	3.8	11.4	0	1	3.8	3.8
	Animal - Other	1	1	3.8	3.8	1	1	3.8	3.8
	Animal - Dog Owners Liability Act	0	0		0.0	1	1	3.8	3.8
	Alarm -Others	0	0		0.0	2	2	3.8	7.6
	Domestic Disturbance	7	16	3.8	60.8	14	31	3.8	117.8
	Suspicious Person	13	26	3.8	98.8	4	15	3.8	57.0
	Phone -Master code	0	2	3.8	7.6	0	0		0.0
	Phone -Nuisance - No Charges Laid	1	2	3.8	7.6	1	3	3.8	11.4
	Phone -Threatening - No Charges Laid	1	1	3.8	3.8	0	0		0.0





## Calls For Service (CFS) Billing Summary Report

### Town of Essex February - 2023

Billing Categories <i>(Billing categories below do not match traditional crime groupings)</i>		2023				2022			
		February	Year to Date	Time Standard	Year To Date Weighted Hours	February	Year to Date	Time Standard	Year To Date Weighted Hours
Operational	Phone -Other - No Charges Laid	0	1	3.8	3.8	0	1	3.8	3.8
	Fire - Building	1	1	3.8	3.8	0	0		0.0
	Fire - Vehicle	1	1	3.8	3.8	0	0		0.0
	Fire - Other	3	3	3.8	11.4	0	1	3.8	3.8
	Missing Person under 12	0	1	3.8	3.8	1	1	3.8	3.8
	Missing Person 12 & older	0	1	3.8	3.8	0	0		0.0
	Missing Person Located Under 12	1	1	3.8	3.8	0	1	3.8	3.8
	Missing Person Located 12 & older	1	1	3.8	3.8	0	1	3.8	3.8
	Noise Complaint - Master code	1	1	3.8	3.8	0	0		0.0
	Noise Complaint - Animal	1	1	3.8	3.8	0	0		0.0
	Found Property -Master code	5	9	3.8	34.2	3	5	3.8	19.0
	Found - Accessible Parking Permit	0	1	3.8	3.8	0	0		0.0
	Found-Household Property	0	0		0.0	1	1	3.8	3.8
	Found-Others	1	1	3.8	3.8	1	1	3.8	3.8
	Lost Property -Master code	2	4	3.8	15.2	0	0		0.0
	Lost License Plate	0	0		0.0	2	3	3.8	11.4
	Lost - Vehicle Accessories	1	1	3.8	3.8	0	0		0.0
	Lost-Personal Accessories	1	1	3.8	3.8	2	5	3.8	19.0
	Lost-Others	4	8	3.8	30.4	0	0		0.0
	Sudden Death - Suicide	1	1	3.8	3.8	0	0		0.0
	Sudden Death - Natural Causes	1	4	3.8	15.2	1	2	3.8	7.6
	Sudden Death - Apparent Overdose-Overdose	0	0		0.0	0	1	3.8	3.8
	Suspicious Vehicle	11	14	3.8	53.2	5	13	3.8	49.4
	Trouble with Youth	5	11	3.8	41.8	9	10	3.8	38.0
	Vehicle Recovered - Trucks	1	1	3.8	3.8	0	0		0.0
	Vehicle Recovered - Other	1	1	3.8	3.8	0	0		0.0
	Unwanted Persons	7	13	3.8	49.4	1	1	3.8	3.8
	Neighbour Dispute	8	13	3.8	49.4	5	13	3.8	49.4



## Calls For Service (CFS) Billing Summary Report

### Town of Essex February - 2023

Billing Categories (Billing categories below do not match traditional crime groupings)		2023				2022			
		February	Year to Date	Time Standard	Year To Date Weighted Hours	February	Year to Date	Time Standard	Year To Date Weighted Hours
Operational	Noise By-Law	4	16	3.8	60.8	5	12	3.8	45.6
	Dogs By-Law	6	8	3.8	30.4	1	2	3.8	7.6
	Firearms (Discharge) By-Law	2	2	3.8	7.6	0	0		0.0
	Other Municipal By-Laws	1	3	3.8	11.4	6	8	3.8	30.4
	Traffic By-Law	2	4	3.8	15.2	5	10	3.8	38.0
	Assist Fire Department	1	2	3.8	7.6	0	0		0.0
	Assist Public	11	17	3.8	64.6	8	12	3.8	45.6
	Distressed/Overdue Motorist	0	1	3.8	3.8	0	0		0.0
	Family Dispute	9	17	3.8	64.6	4	15	3.8	57.0
	<b>Total</b>	<b>122</b>	<b>218</b>	<b>3.8</b>	<b>828.4</b>	<b>83</b>	<b>174</b>	<b>3.8</b>	<b>661.2</b>
Operational2	False Alarm-Accidental Trip	1	1	1.4	1.4	0	1	1.4	1.4
	False Holdup Alarm-Accidental Trip	0	1	1.4	1.4	0	1	1.4	1.4
	False Alarm -Others	24	37	1.4	51.8	29	49	1.4	68.6
	Keep the Peace	5	10	1.4	14.0	8	14	1.4	19.6
	911 call / 911 hang up	1	5	1.4	7.0	2	3	1.4	4.2
	911 call - Dropped Cell	6	11	1.4	15.4	4	11	1.4	15.4
	<b>Total</b>	<b>37</b>	<b>65</b>	<b>1.4</b>	<b>91.0</b>	<b>43</b>	<b>79</b>	<b>1.4</b>	<b>110.6</b>
Traffic	MVC - Personal Injury (MOTOR VEHICLE COLLISION)	0	1	3.7	3.7	0	1	3.7	3.7
	MVC - Prop. Dam. Non Reportable	2	5	3.7	18.5	8	15	3.7	55.5
	MVC - Prop. Dam. Reportable (MOTOR VEHICLE COLLISION)	15	30	3.7	111.0	20	42	3.7	155.4
	MVC - Prop. Dam. Failed to Remain (MOTOR VEHICLE COLLISION)	3	5	3.7	18.5	2	4	3.7	14.8
	<b>Total</b>	<b>20</b>	<b>41</b>	<b>3.7</b>	<b>151.7</b>	<b>30</b>	<b>62</b>	<b>3.7</b>	<b>229.4</b>
<b>Total</b>		<b>224</b>	<b>410</b>		<b>1,690.3</b>	<b>199</b>	<b>406</b>		<b>1,588.2</b>

#### Note to Detachment Commanders:

- The content of each report is to be shared by the Detachment Commander only with the municipality for which it was generated. The municipality may treat this as a public document and distribute it as they wish.
- All data is sourced from the Niche RMS application. Included are 'reported' occurrences (actuals and unfounded occurrences) for 'billable' occurrences ONLY. Data is refreshed on a weekly basis.
- The Traffic category includes motor vehicle collision (MVC) occurrences entered into Niche (UCR code 8521). MVCs are NOT sourced from the eCRS application for this report.
- Only the primary violation is counted within an occurrence.
- Time standards displayed are for the 2021 billing period.

Report Content Last Updated:  
2023/03/04

Report generated by:  
Pharand, Lise

Report generated on:  
Mar 8, 2023 9:34:47 AM  
Page 4 of 5



## Calls For Service (CFS) Billing Summary Report

**Town of Essex**  
**February - 2023**

### **Note to Municipalities:**

- Data contained within this report is dynamic in nature and numbers will change over time as the Ontario Provincial Police continues to investigate and solve crime.
- This report is NOT to be used for crime trend analysis as not all occurrences are included.
- Data groupings within this report do not match traditional crime groupings seen in other public reports such as the OPP Police Services Board reports or Statistics Canada reporting.



## **Windsor & Essex County Crime Stoppers**

Police Coordinator Report

February 1<sup>st</sup> – 28th, 2023

### **Overview**

Crime Stoppers exists to provide a means for the public to pass along anonymous information that assists in solving crimes, recovering stolen property, seizing illegal drugs, and locating those for whom there is an outstanding warrant of arrest. Locally, the program is operated jointly as Windsor-Essex County Crime Stoppers and has the responsibility to receive and disseminate information to all law enforcement agencies within Essex County.

### **Program Education and Community Events**

- Chuck-A-Puck Event at Windsor Spitfires Game – February 18th

### **AM800**

“Crime of the Week” report with AM800 radio recorded every Monday which airs every Tuesday morning and afternoon.

- February 6<sup>th</sup> – WPS - Missing Person Gabrielle Vinall
- February 14<sup>th</sup> – WPS - Assault 700 Block of Brant Street
- February 21<sup>st</sup> – Grandparent/Emergency Scams
- February 27<sup>th</sup> – WPS Stabbing on Charl Street

### **St. Clair College-Media Plex and Radio CJAM FM 99.1**

- Recorded weekly – Crime of the Week.

### **CTV News**

- Break and Enters to old Silver City on Walker Road.

### **Social Media**

- Daily/Weekly Facebook, Twitter and Instagram posts

### **Crime Stoppers Upcoming Calendar**

- Charity K9 Calendar for 2023/2024
- March 15th – Chuck-A-Puck at Windsor Spitfires.

This statistical report is reflective of February 1<sup>st</sup>-28th, 2023.

Crime Stoppers tip information was distributed to the following agencies during this period.

Windsor Police Service

WPS - Amherstburg Detachment

Ontario Provincial Police

LaSalle Police Service

Ministry of Revenue and Finance

Windsor & Essex County Health Unit- Tobacco Enforcement

CBSA

ROPE

Windsor Police Criminal Intelligence Unit – Cannabis Enforcement

**Attached documents include:**

Police Coordinators Report

Monthly Statistical Report

Tip Summary Report

**This Report was Prepared By:**

Constable Sarah Werstein – OPP Police Coordinator

*TOTAL POPULATION REPRESENTED – 398,718 (2019 CENSUS)*

*POPULATION (CITY) – 217,188*

*POPULATION (COUNTY) – 126,314*

*POPULATION (LASALLE) – 33,180*

*POPULATION (AMHERSTBURG) – 22,036*

*\*\*SI on Statistical Report is “Since Inception” – 1985*



# Windsor - Essex County Crime Stoppers - Statistical Report

Filter Date: December 2023    Run Date: 2023/03/01

[illegible]

Statistic	Q1	Q2	Q3	Q4	YTD	SI
Tips Received	344	0	0	0	344	60,276
Tip Follow-ups	239	0	0	0	239	20,416
Calls Received	0	0	0	0	0	3,138
Arrests	12	0	0	0	12	7,070
Cases Cleared	9	0	0	0	9	10,407
Charges Laid	42	0	0	0	42	10,217
Fugitives	0	0	0	0	0	625
Administrative Discipline	0	0	0	0	0	3
# of Rewards Approved	7	0	0	0	7	1,864
Rewards Approved	\$3,100	\$0	\$0	\$0	\$3,100	\$1,260,185
# of Rewards Paid	0	0	0	0	0	961
Rewards Paid	\$0	\$0	\$0	\$0	\$0	\$828,902
# of Weapons Recovered	3	0	0	0	3	548
# of Vehicles Recovered	1	0	0	0	1	33
Property Recovered	\$38,750	\$0	\$0	\$0	\$38,750	\$13,470,673
Cash Recovered	\$13,931	\$0	\$0	\$0	\$13,931	\$604,099
Drugs Seized	\$111,550	\$0	\$0	\$0	\$111,550	\$119,441,138
Total Recovered	\$164,231	\$0	\$0	\$0	\$164,231	\$133,515,910

# Windsor - Essex County Crime Stoppers Tip Summary Report

Created Date: 2023/02/01 to 2023/02/28

Offense Type	Count
Animal Cruelty	1
Arson	1
Assault	14
Attempt Murder	0
Breach of Condition	1
Break and Enter	14
By Law	0
Child Abuse	1
COVID-19	0
Cybercrime	1
Disqualified Driving	2
Drugs	43
Elder Abuse	0
Fraud	11
Highway Traffic Act	3
Hit and Run / Fail to Remain	0
Homicide	2
Human Smuggling	0
Human Trafficking	1
Illegal Cigarettes	0
Immigration	0



Impaired Driver	0
Indecent Act	2
Liquor (sales to minors, sales without licence)	0
Mischief	1
Missing Person	6
Motor Vehicle Collision	0
Possession of Stolen Property	0
Prostitution/Morality	0
Repeat Impaired Driver	0
Robbery	7
Sexual Assault	0
Stolen Vehicle	1
Suspended Driver	0
Suspicious Activity	5
Terrorism	0
Test Tip	0
Theft	31
Threats	2
Warrant	6
Weapons	1
<i>Other</i>	11
<i>Unknown</i>	2
<b>Total</b>	<b>170</b>